

THE PLASTICS INDUSTRY IN FRANCE

- A STRATEGIC REVIEW



SAMPLE TEMPLATE



EXPLANATORY NOTES

Units of measure: All tonnages are reported in thousand metric tonnes and have been rounded to the nearest thousand.

Geographic scope: This report covers the state of France.

Source of data: All market data is based on the statistical databases of Applied Market Information Ltd.

Abbreviations

ABS	Acrylonitrile butadiene styrene
EPS	Expanded polystyrene
GP-HI PS	General purpose-high impact polystyrene
HDPE	High density polyethylene
LDPE	Low density polyethylene
LLDPE	Linear low density polyethylene
PA	Polyamide
PBT	Polybutylene terephthalate
PC	Polycarbonate
PET	Polyethylene terephthalate
POM	Polyacetal
PP	Polypropylene
PS	Polystyrene
PVC	Polyvinyl chloride

The plastics industry in France.

© Applied Market Information Ltd., 2006

Publishers Notice:

All rights reserved. No part of this publication may be reproduced in any form, by any means, whether electrical, optical or any other or be stored in a retrieval system without the express written permission of the Publisher.

Applied Market Information Ltd. has made every effort to ensure that the information given in this downloadable report is accurate, but no legal responsibility is accepted for any errors or omissions in that information whether such errors or omissions result from negligence, accident or any other cause, and no responsibility is accepted with regard to the standing of any firms or companies mentioned.

Published in Great Britain by

APPLIED MARKET INFORMATION LTD.

45-47 Stokes Croft

Bristol BS1 3QP

England

Tel: +44 (0)117 9249442

Fax: +44 (0)117 9892128

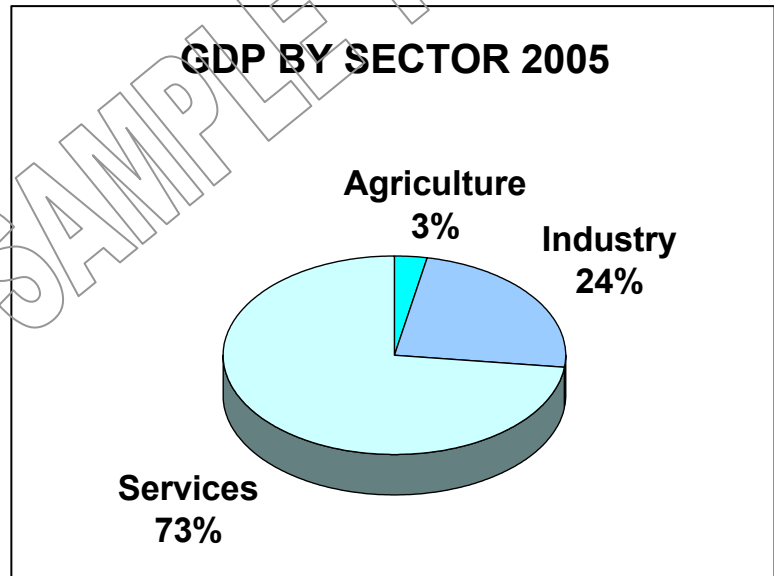


ECONOMIC INDICATORS

Indicator	2005
Population (millions)	60.6
Polymer consumption (000 tonnes)	4,458
Per capita consumption (kg/head)	73.5
Nominal GDP (USD bn)	2047
Per capita GDP (USD)	33,888
GDP Growth (annual % change)	1.4
Consumer Price Inflation (%)	2.2
Unemployment rate (%)	9.6
Exports (USD bn)	421.1
Imports (USD bn)	429.1



GDP BY SECTOR 2005



The plastics industry in France – Last updated: September 2006



POLYMER DEMAND 2005

<i>Units: 000 tonnes</i>	Film	Injection Moulding	Blow Moulding	Pipe & Profile	Fibre	Cable	Other Extrusion	Other	TOTAL
LL/LDPE									
HDPE									
PP									
PVC									
GP-HI PS									
EPS									
ABS									
PET									
PBT									
Polyamide									
PC									
Acetal									
PPO									
PMMA									
Others									
Total									

Further analysis here highlighting the main trends in polymer demand.



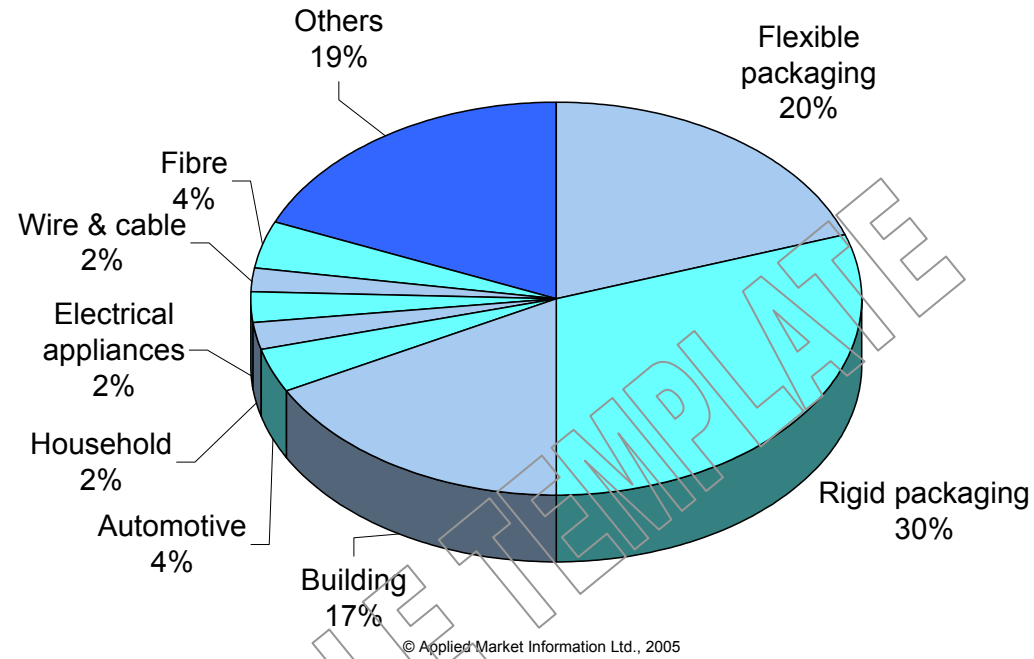
FIVE YEAR FORECAST

% CAGR 2005-2010
LL/LDPE
HDPE
PP
PVC
GP-HI PS
EPS
PET
<i>Total Commodity Resins</i>
ABS/SAN
PBT
PA
PC
Acetals
PPO
PMMA
Others
<i>Total Engineering Resins</i>
TOTAL CONSUMPTION

Further comments highlighting the main drivers for growth.



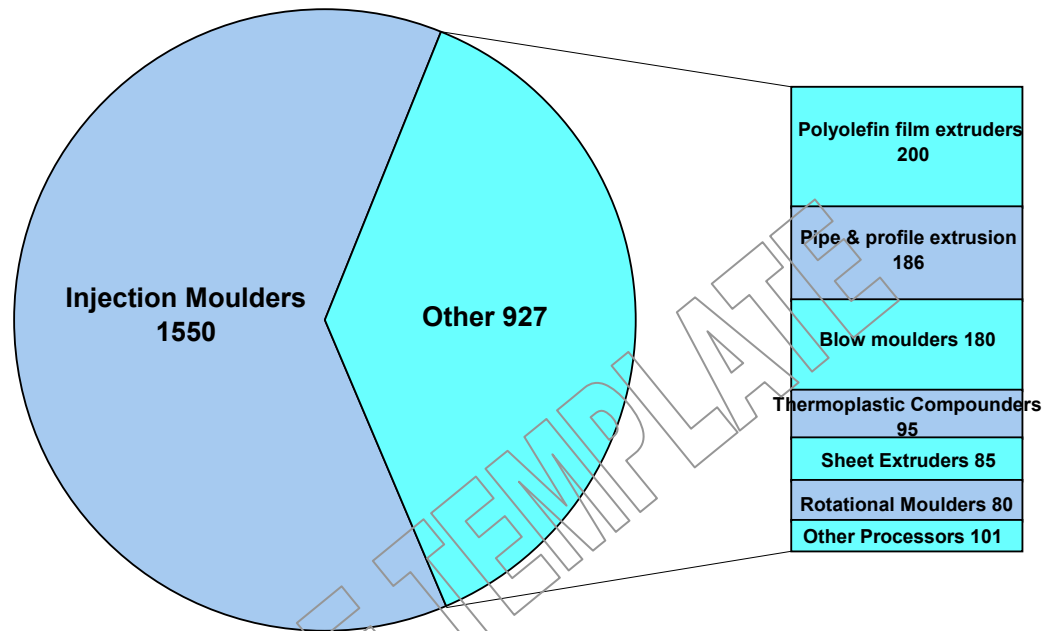
END USE APPLICATIONS



Comments on the main end use industries for polymers.



NUMBER OF PROCESSORS



© Applied Market Information Ltd., 2005

Further comments on the size and structure of plastics processing.



LEADING EXTRUDERS

Company	Location	Main activity

Recent corporate changes reported here.



LEADING MOULDERS

Company	Location	Main activity

Recent corporate changes reported here.

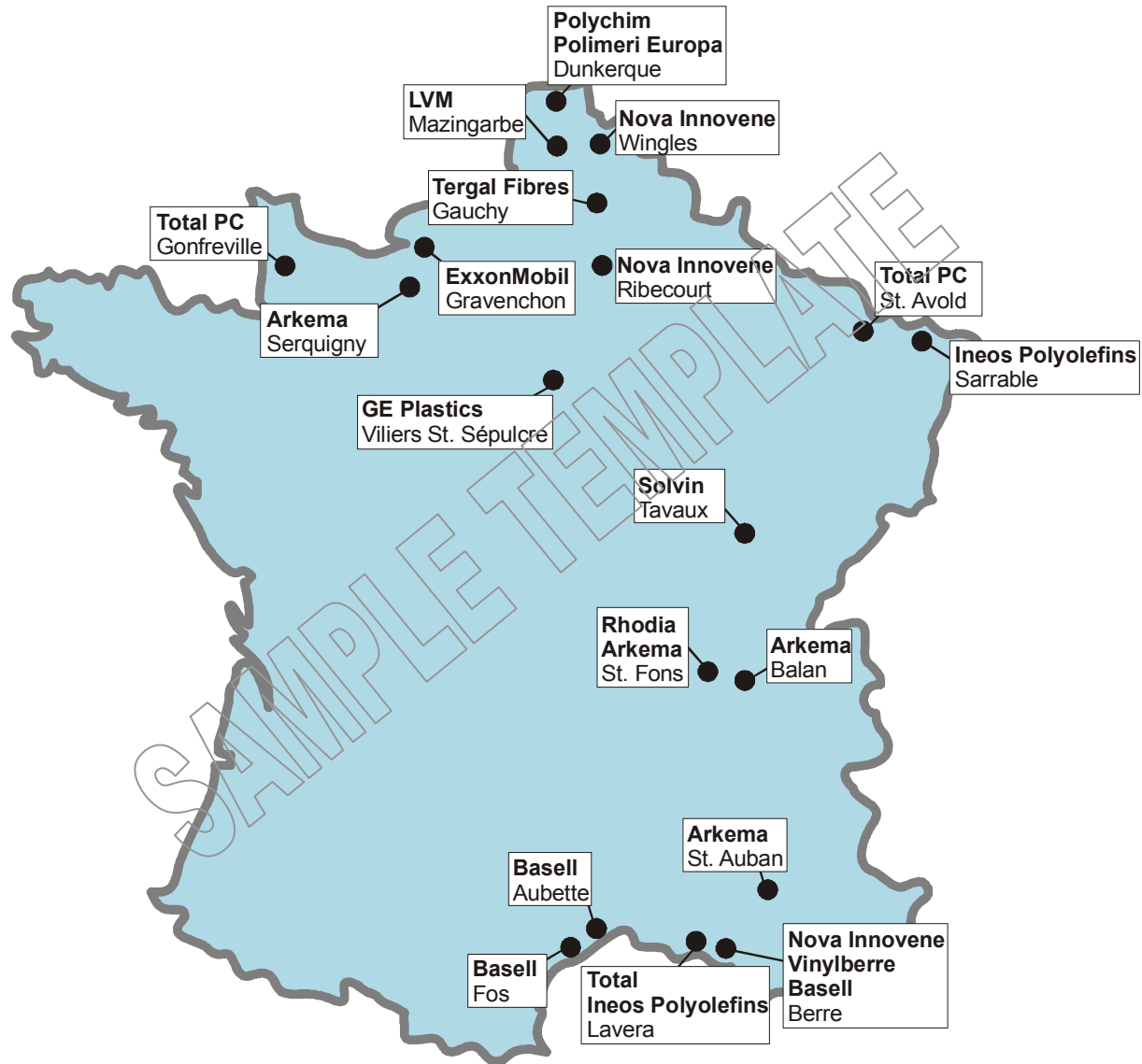


POLYMER CAPACITIES 2005

<i>Units: 000 tonnes</i>	LL/LDPE	HDPE	PP	PVC	GP-HI PS	EPS	PET	ABS	PA	TOTAL
Total Petrochemicals										
ExxonMobil										
Basell										
Ineos Polyolefins										
Arkema										
Nova Innovene										
Polimeri Europa										
Solvin										
LVM										
Vinylberre										
Polychim										
Rhodia										
GE Plastics										
Tergal Fibres										
TOTAL										



LOCATION OF POLYMER PLANTS



The plastics industry in France – Last updated: September 2006



CAPACITY ANNOUNCEMENTS

Recent capacity announcements, investments etc. reported here.

SAMPLE TEMPLATE

